

Thermochemistry of Benzyl Alcohol: Reaction Equilibria Involving Benzyl Alcohol and *tert*-Alkyl Ethers

Sergey P. Verevkin* and Tatiana V. Vasiltsova†

Department of Physical Chemistry, University of Rostock, Hermannstr. 14, 18051 Rostock, Germany

Chemical equilibrium of the reactive systems of benzyl alcohol with *tert*-alkyl ethers was studied in the liquid phase in the temperature range (298 to 373) K and with a cation exchanger Amberlist 15 as a catalyst. Enthalpies of reactions involving benzyl alcohol were obtained from the temperature dependence of the equilibrium constants according to the *Second Law* and used to derive averaged standard enthalpies of formation of benzyl alcohol $\Delta_f H_{m(l,298.15K)}^\circ = -(154.5 \pm 1.7) \text{ kJ}\cdot\text{mol}^{-1}$ in the liquid state. Vapor pressures and enthalpy of vaporization, $\Delta_f^\ddagger H_{m(298.15K)}^\circ$, of benzyl alcohol were determined using transpiration method. The latter value, together with the reliable literature data, provided an averaged result $\Delta_f^\ddagger H_{m(298.15K)}^\circ = (65.75 \pm 0.51) \text{ kJ}\cdot\text{mol}^{-1}$. Both averaged results for $\Delta_f H_{m(l,298.15K)}^\circ$ and $\Delta_f^\ddagger H_{m(298.15K)}^\circ$ were used to calculate and to recommend the value of enthalpy of formation of benzyl alcohol in the gaseous state $\Delta_f H_{m(g,298.15K)}^\circ = -(88.8 \pm 1.8) \text{ kJ}\cdot\text{mol}^{-1}$. Auxiliary data for *tert*-butyl benzyl ether (energy of combustion, vapor pressures, and enthalpy of vaporization) were measured using calorimetry and transpiration method.

1. Introduction

The presence of two OH bands in the IR spectra of aliphatic alcohols has been convincingly explained as due to several conformers in the solution.¹ In molecules containing double-bond systems, such as benzyl alcohol, the low-frequency band is ca. 10 cm^{-1} below the corresponding band in the purely aliphatic alcohols. This has led several authors to propose the existence of weak intramolecular hydrogen bonds, the low-frequency band resulting from the bonded conformer.^{2,3} Quantification of weak intramolecular hydrogen bonds is difficult because their strength is usually only several kJ per mol. For instance, according to ab initio calculations,⁴ the strength of intramolecular hydrogen bonds in benzyl alcohol is only about $4 \text{ kJ}\cdot\text{mol}^{-1}$. Thermochemical properties of a molecule, such as enthalpy of formation or enthalpy of vaporization, are very important for the quantification of the hydrogen bond strength,⁵ provided that these thermodynamic properties are of high accuracy. Unfortunately, it is not the case for benzyl alcohol. The determination of the $\Delta_f H_{m(l)}^\circ$ of benzyl alcohol has long been a popular endeavor by using combustion calorimetry. The impressive scatter of the experimental values: $-(154.9 \pm 3.0) \text{ kJ}\cdot\text{mol}^{-1}$ by Papina et al.⁶ from 1995, $-(161.0 \pm 1.3) \text{ kJ}\cdot\text{mol}^{-1}$ by Parks et al.⁷ from 1954, $-174.0 \text{ kJ}\cdot\text{mol}^{-1}$ by Landrieu et al.,⁸ from 1929, and $-167.0 \text{ kJ}\cdot\text{mol}^{-1}$ by Schmidlin⁹ from 1906, could be explained by hygroscopic nature of this compound. The more recent work of Papina et al.⁶ has been done very carefully; however, its experimental uncertainty is too large, and this fact makes us reticent to involve this result into interpretation of the hydrogen bond strength. Our recent work¹⁰ has confirmed in general the magnitude of the enthalpy of formation of benzyl alcohol, measured by Papina et al.⁶ This paper extends our previous studies on the systematic investigation of a series of equilibrium reactions involving branched ethers and has been conducted in order to ascertain the

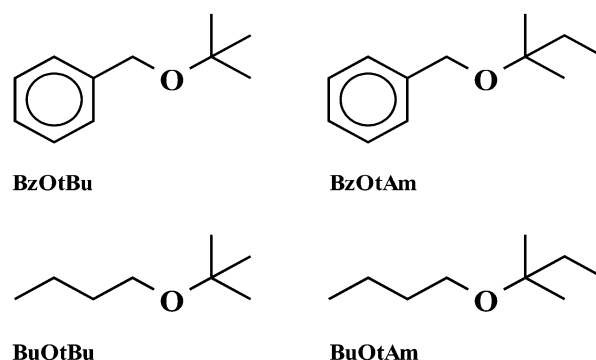


Figure 1. Structures of *tert*-alkyl ethers, involved in the investigation of chemical equilibrium: *tert*-butyl benzyl ether (BzOtBu); *tert*-amyl benzyl ether (BzOtAm); *tert*-butyl butyl ethers (BuOtBu); *tert*-amyl butyl ether (BuOtAm).

thermochemical quantities of benzyl alcohol. In our previous works^{11–16} we developed a procedure to determine enthalpies $\Delta_f H_m^\circ$ of etherification reactions from experimental equilibrium constants. The same procedure is applied now in this work to obtain thermodynamic functions of some *tert*-alkyl ethers (see Figure 1) synthesis reactions (see Figure 2) in the liquid phase, which have been used together with the results from vapor pressure measurements to derive reliable enthalpies of formation of benzyl alcohol in the liquid as well as in the gaseous state.

2. Experimental Section

2.1. Materials. Benzyl alcohol (BzOH) [100-51-6] and butan-1-ol (BuOH) [71-36-3] were of commercial origin. A technical fraction of isoamylenes (methylbutenes) with the mass percentages of hydrocarbons C₄ 1.9; 2-methylbut-1-ene (2MB1) [563-46-2] 39.6; 2-methylbut-2-ene (2MB2) [513-35-9] 56.0; and 3-methylbut-1-ene (3MB1) [563-45-1] 2.5 were used in the experiments. The structures of the branched ethers studied in this work are presented in Figure 1. *tert*-Butyl benzyl ether (BzOtBu) [3459-80-1], *tert*-

* To whom correspondence should be addressed. E-mail: sergey.verevkin@chemie.uni-rostock.de.

† On leave from State Academy of Refrigeration, Odessa, Ukraine.

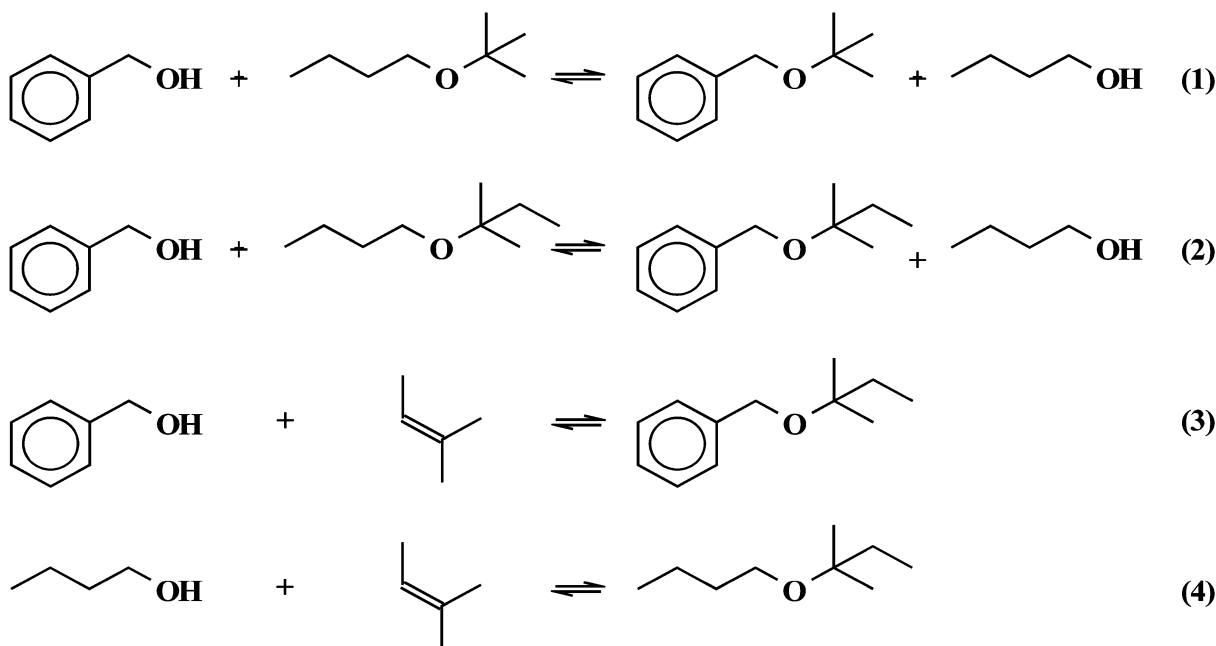


Figure 2. Equilibrium reactions of *tert*-alkyl ethers synthesis studied in this work.

amyl benzyl ether (BzOtAm) [27674-74-4], *tert*-butyl butyl ethers (BuOtBu) [1000-63-1], and *tert*-amyl butyl ether (BuOtAm) [3249-47-6] were synthesized via alkylation of an appropriate alkanol with the olefins in the presence of a catalytic amount of cation-exchange resin in the H^+ form (Amberlist 15, Aldrich) at 343 K. Prior to the experiments, the catalyst was dried for 8 h at 383 K in a vacuum oven at reduced pressure. Pure samples (99.9 mass % determined by gas chromatography (GC)) of branched ethers (Figure 1) were obtained by repeated distillations at reduced pressure, and their structures were confirmed by NMR analysis.

2.2. Chemical Equilibrium Study in the Liquid Phase. Glass vials with screwed caps were filled two-thirds full with the initial liquid mixture of benzyl alcohol and butyl *tert*-alkyl ether or benzyl alcohol and isoamylenes. Cation-exchange resin Amberlist 15 was added as a solid catalyst. The quantity of the catalyst was approximately 10% of the mass of the mixture. The vial was thermostated (with uncertainty 0.1 K) and periodically shaken. After definite time intervals, the vial was cooled rapidly in ice and opened. A sample for the GC analysis was taken from the liquid phase using a syringe. The thermostating of the vial was then continued at the same temperature. The samples were taken successively until no further change of the compositions was observed, indicating that the chemical equilibrium was established. The compositions of the reaction mixtures were determined chromatographically with a Hewlett-Packard gas chromatograph 5890 Series II equipped with a flame ionization detector. A capillary column HP-5 (stationary phase cross linked 5% PH ME silicone) was used with a column length of 30 m, an inside diameter of 0.32 mm, and a film thickness of 0.25 μm . Response factors of all reagents were determined using calibration mixtures of the corresponding components prepared gravimetrically. Accuracy of the GC analysis of the liquid-phase composition was estimated to be within ± 0.0005 mass %. The equilibrium ratios Q_x of reactions 1 and 2 were calculated with help of mole fractions x_i of reaction participants

$$Q_x = x_{(\text{BzOtAlk})} x_{(\text{BuOH})} / x_{(\text{BzOH})} x_{(\text{BuOtAlk})} \quad (5)$$

Table 1. Results from the Liquid-Phase Investigation of Equilibrium of Reaction 1 and Experimentally Determined Composition of Equilibrium Mixtures and Q_x Values in the Liquid Phase, Calculated from Eq 5^a

T/K	n	x_{BzOH}	x_{BuOH}	x_{BuOtBu}	X_{BzOtBu}	$Q_x(1)$
301.9	7	0.1711	0.3319	0.2450	0.2521	2.00
312.7	8	0.2558	0.3416	0.1744	0.2282	1.75
323.8	2	0.1762	0.5152	0.2053	0.1063	1.51
331.1	4	0.1104	0.7245	0.1358	0.0293	1.42
	7	0.1605	0.5360	0.2116	0.0920	1.45
	5	0.1858	0.5061	0.2032	0.1049	1.41
338.3	4	0.1082	0.6883	0.1695	0.0340	1.28
348.1	3	0.1692	0.6320	0.1557	0.0491	1.18
351.7	4	0.1169	0.7114	0.1434	0.0284	1.21
	6	0.1261	0.5505	0.2605	0.0629	1.05
359.0	4	0.0999	0.5059	0.3247	0.0695	1.08
363.0	4	0.1480	0.5814	0.2141	0.0565	1.04
	6	0.1884	0.6362	0.1345	0.0409	1.03

^a T is the temperature of investigation, n is number of determinations of composition within the time of equilibrium study, and x_i is the mole fraction determined chromatographically.

The equilibrium ratios Q_x of reactions 3 and 4 were calculated with the help of mole fractions x_i of the reaction participants

$$Q_x = x_{(\text{ether})} / x_{(\text{ROH})} x_{(\text{2MB2})} \quad (6)$$

Mole fractions at equilibrium x_i and the equilibrium ratios Q_x in the liquid phase are listed in Tables 1 and 2. Response factors of all reagents were determined using calibration mixtures of the corresponding components prepared gravimetrically.

2.3. Combustion Calorimetry. The pure sample of *tert*-butyl benzyl ether was obtained by repeated distillation under N_2 using a spinning-band column at reduced pressure. No impurities (≤ 0.01 mass %) could be detected in BzOtBu by GC. For combustion experiments, the purified liquid samples were dried over molecular sieves and distilled once more before combustion. This procedure provided a colorless material, and the absence of water was shown by the Karl Fischer titration. For measurements of the energies of combustion of the BzOtBu, a rotating-bomb calorimeter described elsewhere¹⁷ was used. The combus-

Table 2. Results from the Liquid-Phase Investigation of Equilibrium of Reactions 2–4 and Experimentally Determined Composition of Equilibrium Mixtures and Q_x –Values in the Liquid Phase, Calculated from Eqs 5 and 6^a

T/K	n	x_{BzOH}	x_{BuOH}	x_{MB}	x_{2MB2}	x_{BuOtAm}	x_{BzOtAm}	$Q_x(2)$	$Q_x(3)$	$Q_x(4)$
298.2	6	0.1678		0.0687	0.0550		0.7084		76.8 ^b	
	8	0.4987		0.0491	0.0321		0.4200		26.2	
	8	0.8065		0.0659	0.0060		0.1216		25.1	
303.4	4	0.2739	0.2144	0.0091	0.0493	0.2084	0.2448	0.917 ^b	18.2	19.7 ^b
	5	0.3197	0.2264	0.0204	0.0542	0.1087	0.2704	1.76	15.6	8.86
	8	0.7662		0.0327	0.0136		0.1875		18.0	
312.7	5	0.1964	0.6293	0.0054	0.0238	0.0991	0.0460	1.49	9.80	6.62
	3	0.2701	0.2193	0.0075	0.0789	0.2067	0.2175	0.854 ^b	10.2	11.9 ^b
313.2	5	0.0923		0.1026	0.2565		0.5486		23.6 ^b	
	6	0.3114		0.0762	0.1525		0.4599		9.68	
	4	0.5777		0.0077	0.0571		0.3575		10.9	
	4	0.8367		0.0038	0.0177		0.1419		9.80	
322.4	6	0.2092	0.5095	0.0066	0.0442	0.1658	0.0646	0.952 ^b	6.99	5.18
	6	0.1803	0.6502	0.0060	0.0311	0.1043	0.0381	1.31	6.80	5.16
323.2	4	0.6950		0.0069	0.0528		0.2452		6.68	
	5	0.8086		0.0076	0.0342		0.1495		5.41	
333.2	6	0.1380		0.1520	0.3800		0.3299		6.29 ^b	
	6	0.3902		0.1020	0.2040		0.3038		3.81	
	3	0.6103		0.0127	0.1058		0.2712		4.20	
343.2	4	0.8447		0.0057	0.0360		0.1136		3.74	
	4	0.7246		0.0112	0.0905		0.1737		2.65	
	4	0.8372		0.0103	0.0509		0.1016		2.38	
	3	0.2252	0.5955	0.0075	0.0505	0.0908	0.0304	0.882	2.67	3.02
	5	0.3012	0.2891	0.0296	0.1600	0.1020	0.1181	1.11	2.45	2.21
353.2	6	0.3051		0.0988	0.2824		0.3136		3.63 ^b	
	6	0.4272		0.0702	0.2340		0.2681		2.68 ^b	
	3	0.6112		0.0289	0.1831		0.1768		1.59	
	4	0.8536		0.0056	0.0616		0.0792		1.51	
354.2	3	0.2164	0.6372	0.0067	0.0584	0.0632	0.0181	0.840	1.43	1.70
368.2	6	0.1184	0.4074	0.0350	0.2699	0.1374	0.0318	0.796	0.995	1.25
	5	0.2097	0.3584	0.0309	0.2396	0.1123	0.0490	0.746	0.975	1.32
371.2	3	0.6884		0.0221	0.184		0.1055		0.833	
	2	0.8469		0.0121	0.0860		0.0549		0.754	
373.2	6	0.4586		0.0832	0.2600		0.1982		1.66 ^b	

^a T is the temperature of investigation, n is number of determinations of composition within the time of equilibrium study, and x_i is the mole fraction determined chromatographically. ^b The value was not taken into account by calculation of the thermodynamic functions of reactions 2–4 because it did not meet the requirement ($x_{\text{ROH}} > 0.5$).

Table 3. Results for Typical Combustion Experiment at $T = 298.15$ K ($p^\circ = 0.1$ MPa) for Benzyl *tert*-Butyl Ether^a

m (substance)/g ^b	0.366423
m' (cotton)/g ^b	0.001003
m'' (polythen)/g ^b	0.558724
$\Delta T_c/K^c$	1.30070
$(\epsilon_{\text{calor}})(-\Delta T_c)/J$	-32654.11
$(\epsilon_{\text{cont}})(-\Delta T_c)/J$	-23.69
$\Delta U_{\text{corr}}/J^d$	16.30
$-m'\Delta_c u'/J$	17.00
$-m''\Delta_c u''/J$	25903.0
$\Delta_c u^\circ$ (substance)/(J·g ⁻¹)	-38753.9

^a For the definition of the symbols, see ref 18: $T_h = 298.15$ K; $V(\text{bomb}) = 0.2664$ dm³; $p(\text{gas}) = 3.04$ MPa; $m(\text{H}_2\text{O}) = 0.78$ g; $\Delta U(\text{ign}) = 1.46$ J; $m(\text{Pt}) = 12.18$ g. ^b Masses obtained from apparent masses. ^c $\Delta T_c = T^f - T^i + \Delta T_{\text{corr}}$; $(\epsilon_{\text{cont}})(-\Delta T_c) = (\epsilon_{\text{cont}})(T^f - 298.15 \text{ K}) + (\epsilon_{\text{cont}})(298.15 \text{ K} - T^f + \Delta T_{\text{corr}})$. $\epsilon_{\text{calor}} = (25088.1 \pm 1.2) \text{ J}\cdot\text{K}^{-1}$. ^d ΔU_{corr} , the correction to standard state, is the sum of items 81–85, 87–90, 93, and 94 in reference Hubbard et al.¹⁸

tion products were examined for carbon monoxide (Dräger tube) and unburned carbon, but none was detected. The results are based upon the mass of sample burned. For converting the energy of the actual bomb process to that of an isothermal process and reducing to standard states, the conventional procedure¹⁸ was applied. Results of a typical combustion experiment for BzOtBu and the mean values of the standard specific energies of combustion $\Delta_c u^\circ$, together with their standard deviations, are listed in the Tables 3 and 4. Standard enthalpy of combustion $\Delta_c H_m^\circ$ and standard enthalpy of formation $\Delta_f H_m^\circ$ of BzOtBu (see Table 4) were calculated according to the established

Table 4. Summary of Experimental Energies of Combustion of Benzyl *tert*-Butyl Ether and Standard Molar Thermodynamic Functions at $T = 298.15$ K ($p^\circ = 0.1$ MPa)

[($\Delta_c u^\circ$)(benzyl <i>tert</i> -butyl ether, liquid, 298.15 K)]/(J·g ⁻¹)					
-38753.9	-38761.2	-38762.0	-38747.9	-38755.1	-38743.6
$\langle -\Delta_c u^\circ \rangle$ /(J·g ⁻¹)			-38754.04 ± 3.0		
$\Delta_c H_m^\circ(1)$ /(kJ·mol ⁻¹)			-6374.0 ± 1.6		
$\Delta_f H_m^\circ(1)$ /(kJ·mol ⁻¹)			-241.3 ± 2.2		

procedure¹⁸ using the molar enthalpies of formation for H₂O(l) and CO₂(g) as recommended by the IUPAC.¹⁹ The assigned standard deviations of the mean values of $\Delta_f H_m^\circ$ include the uncertainties from calibration, from the combustion energies of the auxiliary materials, and the uncertainties of the enthalpies of formation of the reaction products H₂O and CO₂.

2.4. Measurements of the Enthalpies of Vaporization Using the Transpiration Method. Vapor pressures and enthalpies of vaporization of BzOH and BzOtBu were determined using the method of transpiration in a saturated N₂ stream²⁰ and applying the Clausius–Clapeyron equation. About 0.5 g of the sample was mixed with glass beads and placed in a thermostated U-shaped tube having a length of 20 cm and a diameter of 0.5 cm. Glass beads with a diameter of 1 mm provide a surface that is sufficient enough for the vapor–liquid equilibration. At constant temperature (± 0.1 K), a nitrogen stream was passed through the U-tube and the transported amount of gaseous material was collected in a cooling trap. The flow rate of the nitrogen stream was measured using a soap bubble flow

meter and optimized in order to reach the saturation equilibrium of the transporting gas at each temperature under study. On one hand, the flow rate of the nitrogen stream in the saturation tube should not be too slow in order to avoid the transport of material from the U-tube due to diffusion. On the other hand, the flow rate should not be too fast in order to reach the saturation of the nitrogen stream with a compound. We tested our apparatus at different flow rates of the carrier gas in order to check the lower boundary of the flow below which the contribution of the vapor condensed in the trap by diffusion becomes comparable to the transpired one. In our apparatus, the contribution due to diffusion was negligible at a flow rate up to $0.11 \text{ cm}^3 \cdot \text{s}^{-1}$. The upper limit for our apparatus where the speed of nitrogen could already disturb the equilibration was at a flow rate of $1.5 \text{ cm}^3 \cdot \text{s}^{-1}$. Thus, we carried out the experiments in the flow rate interval of $(0.28\text{--}0.52) \text{ cm}^3 \cdot \text{s}^{-1}$, which has ensured that the transporting gas was in saturated equilibrium with the coexisting liquid phase in the saturation tube. The mass of compound collected within a certain time interval is determined by dissolving it in a suitable solvent with a certain amount of internal standard (hydrocarbon). This solution is analyzed using a gas chromatograph equipped with an autosampler. Uncertainty of the sample amount determined by GC analysis was assessed to be within 1–3%. The peak area of the compound related to the peak of the external standard (hydrocarbon $n\text{-C}_n\text{H}_{2n+2}$) is a direct measure of the mass of the compound condensed into the cooling trap provided a calibration run has been made. From this information, the vapor pressure of the compound under study can be determined, i.e., the ideal gas law can be applied provided that the vapor pressure of the substance is low enough. Real gas corrections arising from interactions of the vapor with the carrier gas turned out to be negligible. The saturation vapor pressure p_i^{sat} at each temperature T_i was calculated from the amount of product collected within a definite period of time. Assuming that Dalton's law of partial pressures applied to the nitrogen stream saturated with the substance i of interest is valid, values of p_i^{sat} were calculated

$$p_i^{\text{sat}} = m_i R T_a / V M_i$$

$$V = V_{\text{N}_2} + V_i$$

$$(V_{\text{N}_2} \gg V_i) \quad (7)$$

where $R = 8.31451 \text{ J} \cdot \text{K}^{-1} \cdot \text{mol}^{-1}$, m_i is the mass of transported compound, M_i is the molar mass of the compound, and V_i is its volume contribution to the gaseous phase. V_{N_2} is the volume of transporting gas, and T_a is the temperature of the soap bubble meter. The volume of transporting gas V_{N_2} was determined from the flow rate and time measurements. Data of p_i^{sat} have been obtained as a function of temperature and were fitted using following equation²⁰

$$R \ln p_i^{\text{sat}} = a + \frac{b}{T} + \Delta_f^{\text{g}} C_p \ln \left(\frac{T}{T_0} \right) \quad (8)$$

where a and b are adjustable parameters and $\Delta_f^{\text{g}} C_p$ is the difference of the molar heat capacities of the gaseous and the liquid phase, respectively. T_0 appearing in eq 8 is an arbitrarily chosen reference temperature (which has been chosen to be 298.15 K). Consequently, from eq 8 the

Table 5. Vapor Pressures p and Vaporization Enthalpy, $\Delta_f^{\text{g}} H_m$, Obtained by the Transpiration Method

T	m	$V(\text{N}_2)$	p	N_2 flow	$(p_{\text{exp}} - p_{\text{calc}})$	$\Delta_f^{\text{g}} H_m$
K ^a	mg ^b	dm ^{3 c}	Pa ^d	cm ³ ·s ⁻¹	Pa	kJ·mol ⁻¹
Benzyl Alcohol						
$\ln(p/\text{Pa}) = \frac{309.1}{R} - \frac{85822.6}{R(T/\text{K})} - \frac{66.7}{R} \ln \left(\frac{T/\text{K}}{298.15} \right)$						
282.9	0.664	5.00	3.06	1.11	0.06	66.96
285.9	0.698	3.94	4.07	0.82	0.02	66.76
288.9	0.726	3.13	5.32	0.33	-0.10	66.56
292.1	0.753	2.34	7.38	1.11	0.04	66.34
295.3	0.822	1.91	9.83	0.82	-0.03	66.13
298.2	0.801	1.46	12.51	1.11	-0.30	65.94
301.2	0.746	1.04	16.45	0.82	-0.24	65.74
302.8	0.917	1.09	19.23	0.82	0.06	65.63
305.8	0.746	0.671	25.41	0.33	0.66	65.43
308.8	0.733	0.524	31.92	0.82	0.15	65.23
311.7	0.808	0.461	39.99	0.33	-0.24	65.04
314.9	0.760	0.335	51.72	0.15	-0.18	64.82
318.1	0.801	0.272	67.09	0.33	0.53	64.61
321.1	0.767	0.210	83.48	0.15	-0.11	64.41
Benzyl <i>tert</i> -Butyl Ether						
$\ln(p/\text{Pa}) = \frac{327.9}{R} - \frac{89455.8}{R(T/\text{K})} - \frac{108.0}{R} \ln \left(\frac{T/\text{K}}{298.15} \right)$						
277.8	0.430	1.29	5.12	0.22	0.01	59.45
278.1	1.232	3.56	5.28	0.82	0.05	59.43
279.1	1.102	2.90	5.77	0.82	0.03	59.32
281.3	1.507	3.27	6.98	0.82	-0.03	59.08
282.9	0.440	0.830	7.97	0.22	-0.15	58.90
284.3	1.428	2.41	8.93	0.82	-0.21	58.76
286.2	1.428	1.96	10.95	0.82	0.17	58.55
287.3	1.473	1.88	11.77	0.82	-0.07	58.43
287.8	0.700	0.870	12.09	0.22	-0.32	58.37
288.2	1.552	1.78	13.10	0.82	0.32	58.34
290.0	1.417	1.43	14.85	0.82	-0.02	58.14
292.2	1.417	1.17	18.20	0.82	0.38	57.90
293.0	0.980	0.780	18.88	0.22	-0.21	57.81
293.2	1.642	1.29	19.08	0.82	-0.25	57.80
295.2	1.518	0.982	23.12	0.82	0.44	57.58
296.2	1.338	0.818	24.45	0.82	-0.11	57.47
297.2	1.271	0.716	26.52	0.82	-0.04	57.36
298.0	0.810	0.430	28.43	0.22	0.05	57.27
298.2	2.002	1.02	29.24	0.82	0.53	57.26
299.2	1.394	0.675	30.85	0.82	-0.16	57.15
300.3	1.406	0.614	34.19	0.82	0.46	57.03
302.2	1.541	0.593	38.75	0.82	-0.18	56.82
303.1	0.830	0.300	41.77	0.22	-0.02	56.72
303.2	1.653	0.573	43.05	0.82	1.10	56.72
308.0	1.000	0.260	57.54	0.22	-2.15	56.19

^a Temperature of saturation. ^b Mass of transferred sample, condensed at $T = 243 \text{ K}$. ^c Volume of nitrogen, used to transfer mass m of sample. ^d Vapor pressure at temperature T , calculated from m and the residual vapor pressure at $T = 243 \text{ K}$.

expression for the vaporization enthalpy at temperature T is derived

$$\Delta_f^{\text{g}} H_m(T) = -b + \Delta_f^{\text{g}} C_p T \quad (9)$$

Values of $\Delta_f^{\text{g}} C_p$ have been calculated according to a procedure developed by Chickos.^{21–22} Experimental results and parameters a and b are listed in Table 5. The errors in the enthalpies of vaporization are calculated from eq 8 by using the method of least squares, and uncertainties in values of $\Delta_f^{\text{g}} C_p$ are not taken into account. We have checked experimental and calculation procedure with measurements of vapor pressures of n -alcohols.²⁰ It turned out that vapor pressures derived from the transpiration method were reliable within 1–3% and their accuracy was governed by reproducibility of the GC analysis.

Table 6. Enthalpies $\Delta_r H_m^\circ$ of Reactions 1–4 in the Liquid Phase at $T = 298.15$ K, Coefficients A and B of the Temperature Dependence of the Equilibrium Ratios $\ln Q_x = A + B(T/K)^{-1}$, and Standard Enthalpy of Formation of Benzyl Alcohol in the Liquid State at 298.15 K Derived from Enthalpies of Reactions 1, 2, and 3, Respectively (See Text)

reaction	$\langle T \rangle^a$	$\Delta_r H_m^\circ{}^b$	$\ln Q_x = A + B \cdot (T/K)^{-1}$		$\Delta_f H_{m(l, \text{BzOH})}^\circ$
	K	$\text{kJ} \cdot \text{mol}^{-1}$	A	B	$\text{kJ} \cdot \text{mol}^{-1}$
1	332.5	-9.9 ± 0.4	-3.2	1187.0	-155.1 ± 2.9
2	335.8	-12.1 ± 0.9	-4.2	1453.7	-154.7 ± 3.9
3	335.7	-42.7 ± 1.1	-14.1	5138.2	-153.0 ± 3.5
	337.3 ^c	-42.7 ± 1.4^c	-14.0 ^c	5130.7 ^c	
4	335.8	-28.5 ± 2.0	-9.1	3422.6	
	345.7 ^d	-28.1 ± 0.8^c	-8.9 ^c	3384.5 ^c	

^a The average temperature of the equilibrium study. ^b Derived from the temperature dependence of Q_x for $x_{\text{ROH}} > 0.5$. ^c Results from our previous work.¹⁰ ^d Results from our previous work.¹¹

3. Results and Discussion

3.1. Equilibrium Constants and Reaction Enthalpies. The experimental results of chemical equilibrium study of the reactions 1–4 are listed in Tables 1 and 2. It is well established that reactive mixtures of the *tert*-alkyl ethers synthesis behave strongly nonideally, especially when the mole fractions of alkanol are low.^{11–16} On this basis, the activity coefficients γ_i should be used to calculate the true thermodynamic equilibrium constant K_a . However, in our previous works,^{11–16} we developed a procedure to determine $\Delta_r H_m^\circ$ for etherification reactions from experimental data of Q_x (according to eqs 5 and 6) without measuring activity coefficients γ_i of the reactants. Because we observed that Q_x values are almost independent of the mole fraction of alcohol if $x_{\text{ROH}} > 0.5$, it was suggested that Q_x values in this concentration range are close to the true thermodynamic equilibrium constant K_a . Under this assumption, experimental values of Q_x could be approximated as a function of temperature by the linear equation $\ln Q_x(x_{\text{ROH}} > 0.5) = A + B(T/K)^{-1}$ using the method of least squares. The slope of this line when multiplied by the gas constant yields the enthalpy of reaction, $\Delta_r H_m^\circ$. We tested this procedure for numerous etherification reactions.^{11–16} In all cases, the enthalpy of reaction calculated from Q_x values measured for the mole fraction of alcohol $x_{\text{ROH}} > 0.5$ (according to the *Second Law*) was in excellent agreement with those $\Delta_r H_m^\circ$ calculated using enthalpies of formation derived from combustion calorimetry (according to the *First Law*). In this work, we applied this simplified procedure to the reactions 1–4 and derived their $\Delta_r H_m^\circ$ from Q_x values determined for the mole fraction of alcohol $x_{\text{ROH}} > 0.5$ according to the *Second Law*. Numerical results are presented in Table 6. The errors in the thermodynamic functions from equilibrium study are given by the standard deviations from the linear equation $\ln Q_x(x_{\text{ROH}} > 0.5) = A + B(T/K)^{-1}$ for the level of confidence of 95%.

Equilibrium of reaction 1 (see Table 1) was investigated from both sides – using initial liquid mixtures of BzOH with BuOtBu, as well as with initial mixtures of BzOtBu and BuOH. Small amounts of *iso*-butene as a byproduct were detected in the reacting mixture. It was not possible to measure this amount reproducibly, because it escaped during analytical procedure very rapidly.

Equilibrium of reaction 2 (see Table 2) was investigated using initial liquid mixtures of BzOH with BuOtAm. Certain amounts of methyl-butenes were detected in the reacting mixture. These olefins alkylated BzOH and BuOH, and due to this reason, reactions 3 and 4 reached equilibrium parallel to the reaction 2 (by using initial liquid mixtures of BzOH with BuOtAm). Equilibrium constants for all three reactions are listed in Table 2. To prove whether Q_x of reaction 3 depends on reacting mixture content, the latter reaction was studied using initial liquid

mixtures of BzOH with 2MB2. Thus, in this case, the reacting mixture consisted from BzOH, BzOtAm, and methyl-butenes. However, Q_x values of reaction 3 measured in this system for the mole fraction of alcohol $x_{\text{ROH}} > 0.5$ (see Table 2) were indistinguishable with those measured in the presence of BuOH and BuOtAm and were treated together. The experimental values of Q_x of the reaction 4 measured in this work (in the presence of BzOH and BzOtAm), as well as the enthalpy of this reaction, are also in very close agreement (see Table 6) with those obtained by direct alkylation of BuOH with methyl-butenes.¹¹

The chemical equilibrium of the reactive systems 1–4 was studied in the liquid phase in the temperature range (298 to 373) K. Although equilibrium studies have been performed at elevated temperatures, the corrections of the enthalpies of reactions 1–4 are assessed to be less than (0.3–0.5) $\text{kJ} \cdot \text{mol}^{-1}$ according to our estimations with help of heat capacities of the reaction participants collected in the database.²² In further calculations, it was assumed that the enthalpies of reactions 1–4 hardly change on passing from the average temperature of the experimental range to $T = 298.15$ K.

3.2. Enthalpy of Formation of Benzyl Alcohol in the Liquid Phase. We investigated the chemical equilibrium of reactions 1–3 and derived the enthalpy of this reaction in the liquid phase. The enthalpy of formation $\Delta_f H_{m(l)}^\circ$ of *tert*-butyl benzyl ether at 298.15 K was measured by means of combustion calorimetry in this work (see Table 4). The latter value, as well as enthalpies of reactions 1–3 (see Table 6), was involved in the calculation of the standard enthalpies of formation of the benzyl alcohol. For this purpose, standard molar enthalpies of formation, $\Delta_f H_{m(l, 298.15\text{K})}^\circ$ of 2-methylbutene-2, *tert*-alkyl ethers, and butan-1-ol are required. Enthalpy of formation in the liquid phase of 2-methylbut-2-ene, $\Delta_f H_{m(l)}^\circ = -(68.1 \pm 1.3)$ $\text{kJ} \cdot \text{mol}^{-1}$, was taken from combustion experiments.²³ Experimental data for *tert*-alkyl ethers have been reviewed recently,²⁴ and values for BuOtBu, $\Delta_f H_{m(l)}^\circ = -(403.3 \pm 1.9)$ $\text{kJ} \cdot \text{mol}^{-1}$, for BuOtAm $\Delta_f H_{m(l)}^\circ = -(424.0 \pm 2.4)$ $\text{kJ} \cdot \text{mol}^{-1}$, and for BzOtAm $\Delta_f H_{m(l)}^\circ = -(263.8 \pm 3.0)$ $\text{kJ} \cdot \text{mol}^{-1}$ were taken from this source. Data for butan-1-ol $\Delta_f H_{m(l)}^\circ = -(327.0 \pm 0.2)$ $\text{kJ} \cdot \text{mol}^{-1}$ were taken from Mosselman and Dekker.²⁵ These data were used to calculate the enthalpy of formation of benzyl alcohol in the liquid phase (e.g., for the reaction 1)

$$\Delta_f H_{m(l, \text{BzOH})}^\circ = -\Delta_r H_{m(1)}^\circ + \Delta_f H_{m(l, \text{BzOtBu})}^\circ + \Delta_f H_{m(l, \text{BuOH})}^\circ - \Delta_f H_{m(l, \text{BuOtBu})}^\circ = -(155.1 \pm 2.9) \text{ kJ mol}^{-1}$$

In a similar way, $\Delta_f H_{m(l, \text{BzOH})}^\circ$ was calculated from data for reactions 2 and 3 (see Table 6). All three values are in very close agreement to the recent result from Papina et al.⁶ $\Delta_f H_{m(l, \text{BzOH})}^\circ = -(154.9 \pm 3.0)$ kJ mol^{-1} measured by

Table 7. Comparison of Data for the Enthalpy of Vaporization^a of Benzyl Alcohol at 298.15 K

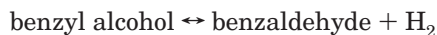
technique	T/K	$\Delta_f^g H_m$ at $T = 298.15$ K/kJ·mol ⁻¹	ref
ebulliometr	not specified	60.29 ± 0.42	Mathews, 1926 ^{28,27}
ebulliometr	312.0–424.8	63.0 ± 2.2	Gardner, 1937 ³⁵
ebulliometr	395.7–478.6	62.08 ± 0.27	Dreisbach, 1949 ³⁴
ebulliometr	312–397	65.4 ± 2.0 ^b	Belina, 1974 ³²
transpiration	302.6–333.2	66.8 ± 1.4 ^b	Grayson, 1982 ³³
not specified	385–573	62.7	Stephenson, 1987 ³⁷
not specified	293–313	61.8	Stephenson, 1987 ³⁷
ebulliometr	404.1–507.4	62.46 ± 0.30 ^b	Ambrose, 1990 ²⁹
transpiration	277.4–318.2	64.82 ± 0.64 ^b	Verevkin, 1999 ³⁰
transpiration	282.2–323.0	65.46 ± 0.38 ^b	Vasiltsova, 2004 ³¹
transpiration	282.9–321.1	65.94 ± 0.24 ^b	this work
average		65.75 ± 0.51 ^c	this work

^a Vapor pressure available in the literature were treated using eqs 8 and 9 in order to calculate enthalpy of vaporization at 298.15 K in the same way as our own results from Table 5. ^b Values selected to calculate average enthalpy of vaporization. ^c Average value (was calculated taking into consideration the uncertainty as a statistical weighting factor²⁶) recommended for calculation of gaseous enthalpy of formation of benzyl alcohol.

combustion calorimetry. Taking into account such close agreement, we calculated the average from 4 values taking into consideration the uncertainty as a statistical weighting factor,²⁶ and the average value $\Delta_f H_{m(l, \text{BzOH})}^\circ = -(154.5 \pm 1.7)$ kJ·mol⁻¹ at 298.15 K could be recommended.

3.3. Enthalpy of Vaporization of Benzyl Alcohol and Benzyl tert-Butyl Ether at 298.15 K. Vapor pressure and enthalpy of vaporization $\Delta_f^g H_m = (57.26 \pm 0.28)$ kJ·mol⁻¹ of BzOtBu have been measured for the first time. Enthalpies of vaporization of benzyl alcohol derived from the vapor pressure measurements using eqs 7 and 8 are collected in Table 7. Pedley et al.²⁷ reanalyzed the earliest value of $\Delta_f^g H_m = (50.50 \pm 0.04)$ kJ·mol⁻¹ reported in the literature²⁸ and calculated $\Delta_f^g H_m = (60.29 \pm 0.42)$ kJ·mol⁻¹. The most reliable measurements of the p - T data for benzyl alcohol were performed by Ambrose and Ghiasse,²⁹ using ebulliometry in the temperature range 404.1–507.4 K. However, a long way of extrapolation of their vaporization enthalpy over 150 K to the reference temperature 298.15 K is accompanied with the large uncertainty. Our first result³⁰ $\Delta_f^g H_m = (64.8 \pm 0.6)$ kJ·mol⁻¹ was essentially different from most of the earlier investigations (see Table 7). This fact has prompted us to ascertain vapor pressure measurements on BzOH by the transpiration method. However, our recent result³¹ $\Delta_f^g H_m = (65.5 \pm 0.4)$ kJ·mol⁻¹ was in agreement to previous determination within the boundaries of experimental uncertainties. In this work, the most attention has been played to a proof of saturation conditions during the transpiration experiment (by variation of nitrogen stream speed) in a broad range (see Table 7). Nevertheless, this latest and somewhat more precise result (65.94 ± 0.24) kJ·mol⁻¹ (Table 7) was again in close agreement with our previous determinations as well as with the results from refs 32 and 33, which were obtained in the similar to ours temperature ranges. We selected these two results^{32,33} and together with three of our own values used them to calculate average value of enthalpy of vaporization of benzyl alcohol $\Delta_f^g H_m(298.15 \text{ K}) = (65.75 \pm 0.51)$ kJ·mol⁻¹ taking into consideration the uncertainty as a statistical weighting factor.²⁶

3.4. Enthalpy of Formation of Benzyl Alcohol in the Gaseous Phase at 298.15 K. Average values of enthalpy of vaporization $\Delta_f^g H_m$ and enthalpy of formation $\Delta_f H_{m(l)}^\circ$ of benzyl alcohol have allowed us to derive $\Delta_f H_{m(g)}^\circ = -(88.8 \pm 1.8)$ kJ·mol⁻¹ for this compound. An independent way to obtain support for this result serves the enthalpy of reaction of dehydrogenation of benzyl alcohol



$\Delta_f H_{m(g)}^\circ(298.15 \text{ K}) = 53.93$ kJ·mol⁻¹, measured by Cubberley and Mueller³⁶ in the gaseous phase using equilibrium technique. With the help of the $\Delta_f H_{m(g)}^\circ = -(36.7 \pm 2.9)$ kJ·mol⁻¹ of benzaldehyde (Pedley et al.),²⁷ we estimated the gaseous enthalpy of formation $\Delta_f H_{m(g)}^\circ = -90.6$ kJ·mol⁻¹ of benzyl alcohol. This value is in close agreement with those from our recommendations. Concordance of the data obtained from different sources supports the correctness of the values of $\Delta_f H_{m(g)}^\circ = -(88.8 \pm 1.8)$ kJ·mol⁻¹, $\Delta_f^g H_m = (65.75 \pm 0.51)$ kJ·mol⁻¹, and $\Delta_f H_{m(l)}^\circ = -(154.5 \pm 1.7)$ kJ·mol⁻¹ for benzyl alcohol at 298.15 K recommended for the further thermochemical calculations. Quantification of the hydrogen bond strength in benzyl alcohol, with help of gaseous enthalpy of formation obtained in this work, will be reported in our next paper.

Acknowledgment

S.V. expresses his gratitude to Professor Dr. C. Rüchardt and Dr. H.-D. Beckhaus for supporting the combustion experiments and for the exceedingly creative atmosphere in their laboratory.

Literature Cited

- Joris, L.; Schleyer, P. v. R.; Osawa, E. Infrared Spectral Consequences of Conformational Heterogeneity in Saturated Alcohols. *Tetrahedron* **1968**, *24*, 4759–4777.
- Bellamy, L. J. *Advances in Infrared Group Frequencies*; London: Methuen, 1968.
- Joesten, M. D.; Schaad, L. J. *Hydrogen Bonding*; Marcel Dekker: New York, 1974.
- Mons, M.; Robertson, E. G.; Simons, J. P. Intra- and Intermolecular p-Type Hydrogen Bonding in Aryl Alcohols: UV and IR–UV Ion Dip Spectroscopy. *J. Phys. Chem. A* **2000**, *104*, 1430–1437.
- Pimentel, G. C.; McClellan, A. L. *The Hydrogen Bond*. San Francisco and London: W. H. Freeman and Co., 1960.
- Papina, T. S.; Pimenova, S. M.; Luk'yanova, V. A.; Kolesov, V. P. Standard Enthalpies of Formation of Benzyl Alcohol and α, α, α -Trichlorotoluene. *Russ. J. Phys. Chem.* **1995**, *69*, 1951–1953.
- Parks, G. S.; Manchester, K. E.; Vaughan, L. M. Heats of Combustion and Formation of Some Alcohols, Phenols, and Ketones. *J. Chem. Phys.* **1954**, *22*, 2089–2090.
- Landrieu, P.; Baylocq, F.; Johnson, J. R. Etude Thermochimique Dans la Serie Furanique. *Bull. Soc. Chim. Fr.* **1929**, *45*, 36–49.
- Schmidlin, M. J. Recherches Chimiques et Thermochimiques sur la Constitution des Rosanilines. *Ann. Chim. Phys.* **1906**, *1*, 195–256.
- Verevkin, S. P.; Krasnykh, E. L. Wright, J. S. Thermodynamic Properties of Benzyl Halides: Enthalpies of Formation, Strain Enthalpies, and Carbon–Halogen Bond Dissociation Enthalpies. *PCCP* **2003**, *5*, 2605–2611.
- Verevkin, S. P. Thermochemistry of Branched Ethers. Experimental Study of Chemical Equilibrium in the Reacting System of *tert*-Amyl Alkyl Ether Synthesis. *J. Chem. Eng. Data* **2004**, *49*, 576–581.
- Verevkin, S. P.; Kapteina, S.; Heintz, A. Comprehensive Experimental and Theoretical Study of Chemical Equilibrium in the

- Reacting System of *tert*-Amyl Methyl Ether Synthesis. *PCCP* **2004**, 6, submitted
- (13) Heintz, A.; Verevkin, S. P. Simultaneous Study of Chemical and Vapor-Liquid Equilibria in the Reacting System of the Methyl Cumyl Ether Synthesis from Methanol and α -Methyl-Styrene. *Fluid Phase Equilib.* **2001**, 179, 85–100.
- (14) Verevkin, S. P.; Heintz, A. Chemical Equilibria Study in the Reacting System of the Alkyl Cumyl Ether Synthesis from *n*-Alkanols and α -Methyl-styrene. *J. Chem. Eng. Data* **2001**, 46, 41–46.
- (15) Verevkin, S. P.; Heintz, A. Chemical Equilibria Study in the Reacting System of the (1-Alkoxy-ethyl)benzene Synthesis from Alkanols and Styrene. *J. Chem. Eng. Data* **2001**, 46, 984–990.
- (16) Verevkin, S. P.; Heintz, A. Chemical Equilibria Study in the Reacting System of the (1-Alkoxy-ethyl)benzene Synthesis from iso-Alkanols and Styrene. *J. Chem. Soc., Perkin Trans. 2* **2002**, 728–733.
- (17) Beckhaus, H.-D.; Kratt, G.; Lay, K.; Geiselmann, J.; R uchardt, C.; Kitschke, B.; Lindner, H. J. 3,4-Dicyclohexyl-3,4-dimethylhexane - Enthalpy of Formation, Thermal Stability and Structure. *Chem. Ber.* **1980**, 113, 3441–3455.
- (18) Hubbard, W. N.; Scott, D. W.; Waddington, G. *Experimental Thermochemistry*; Rossini, F. D., Ed.; Interscience: New York, 1956; pp 75–127.
- (19) *CODATA Key Values for Thermodynamics*; Cox, J. D., Wagman, D. D., Medvedev, V. A., Eds.; Hemisphere: New York, 1989.
- (20) Kulikov, D. V.; Verevkin S. P.; Heintz, A. Enthalpies of Vaporization of a Series of Linear Aliphatic Alcohols. Experimental Measurements and Application of the ERAS-Model for Their Prediction. *Fluid Phase Equilib.* **2001**, 192, 187–202.
- (21) Chickos, J. S.; Hesse, D. G.; Liebman, J. F. A Group Additivity Approach for the Estimation of Heat Capacities of Organic Liquids and Solids. *Struct. Chem.* **1993**, 4, 261–269.
- (22) Domalski, E. S.; Hearing, E. D. Estimation of the Thermodynamic Properties of C–H–N–O–S–Halogen Compounds at 298.15 K. *J. Phys. Chem. Ref. Data* **1993**, 22, 805–1159.
- (23) Good, W. D.; Smith, N. K. The Enthalpies of Combustion of the Isomeric Pentenes in the Liquid State. A Warning to Combustion Calorimetrists about Sample Drying. *J. Chem. Thermodyn.* **1979**, 11, 111–118.
- (24) Verevkin, S. P. Improved Benson's Increments for the Estimation of the Standard Enthalpies of Formation and Enthalpies of Vaporization of Alkyl Ethers, Acetals, Ketals, and Ortho Esters. *J. Chem. Eng. Data* **2002**, 47, 1071–1097.
- (25) Mosselman, C.; Dekker: H. Enthalpies of Formation of *n*-Alkan-1-ols. *J. Chem. Soc. Faraday Trans. 1* **1975**, 417–424.
- (26) Oleynik, B. N. *Precise Calorimetry*; Izd. Standartov: Moscow, 1973.
- (27) Pedley, J. P.; Naylor, R. D.; Kirby, S. P. *Thermochemical Data of Organic Compounds*, 2nd ed.; Chapman and Hall: London, 1986.
- (28) Mathews, J. H. The Accurate Measurement of Heats of Vaporization of Liquids. *J. Am. Chem. Soc.* **1926**, 48, 562–576.
- (29) Ambrose, D.; Ghassee, N. B. Vapor Pressures, Critical Temperatures, and Critical Pressures of Benzyl Alcohol, Octan-2-ol, and 2-Ethylhexan-1-ol. *J. Chem. Thermodyn.* **1990**, 22, 307–311.
- (30) Verevkin, S. P. Strain Effects in Phenyl Substituted Methanes. Geminal Interaction between Phenyl and Electron Releasing Substituent in Benzylamines and Benzyl Alcohols *J. Chem. Eng. Data* **1999**, 44, 1245–1251.
- (31) Verevkin, S. P.; Vasil'tsova, T. V.; Bich, E.; Heintz, A. Thermodynamic Properties of Mixtures Containing Ionic Liquids. Activity Coefficients of Aldehydes and Ketones in 1-Methyl-3-Ethyl-Imidazolium Bis(trifluoromethyl-sulfonyl) Imide Using the Transpiration Methodol. *Fluid Phase Equilib.* **2004**, 218, 165–175.
- (32) Belina-Freundlich, D.; Respondek, J.; Szust, J. Liquid–Vapor Equilibriums under Reduced Pressure. *Przem. Chem.* **1974**, 53, 564–566.
- (33) Grayson, B. T.; Fosbraey, L. A. Determination of the Vapor Pressure of Pesticides. *Pestic. Sci.* **1982**, 13, 269–278.
- (34) Dreisbach, R. R.; Shrader, S. A. Vapor Pressure–Temperature Data on Some Organic Compounds. *Ind. Eng. Chem.* **1949**, 41, 2879–2880.
- (35) Gardner, G. S.; Brewer, J. E. Vapor Pressure of Commercial High-Boiling Organic Solvents. *J. Ind. Eng. Chem.* **1937**, 29, 179–181.
- (36) Cubberley, A. H.; Mueller, M. B. Equilibrium Studies on the Dehydrogenation of Primary and Secondary Alcohols. I. 2-Butanol, 2-Octanol, Cyclopentanol and Benzyl alcohol. *J. Am. Chem. Soc.* **1946**, 68, 1149–1151.
- (37) Stephenson, R. M.; Malanowski, S. *Handbook of the Thermodynamics of Organic Compounds*; New York: Elsevier: 1987.

Received for review May 10, 2004. Accepted July 1, 2004. T.V. gratefully acknowledges a research scholarship from the DAAD (Deutscher Akademischer Austauschdienst).

JE049823K